

## Reception Newsletter Autumn Term (1<sup>st</sup> Half)



Welcome to Pandas and Polar Bears classes!

It has been lovely to meet and start to get to know the children and yourselves. If you need to contact us, please use the email address [reception@st-williams.norfolk.sch.uk](mailto:reception@st-williams.norfolk.sch.uk)

### Water Bottles

Thank you for sending in a water bottle with your child every day. Please ensure that it contains **water only**, no squash or flavoured waters. These water bottles are kept in the classroom and are available to the children throughout the day. Your child can bring another bottle with squash in to have at lunchtime if you wish. This bottle will stay on the lunch box unit.

### Wellies

The children have been having great fun playing outside in the mud kitchen, dens and in the sand pit. We ask the children to wear wellies when playing in these areas due to the dust, mud and sand. If possible please can you send a pair of named wellies into school, again these can be left at school or go home each day/when needed. We do have a small selection of spare wellies which the children can use too.

### PE and Forest School

Pandas and Polar Bears will be doing PE or Forest School every **Friday**. The children will work in 3 groups, 2 groups will have PE and one group will have forest school. The groups will rotate each half term. Your child can either wear trainers to school or bring a pair of trainers to change into if they wear school shoes on Fridays. Children do not need a PE kit to change into this half term, however they do need to wear shorts, leggings or joggers in school colours on Fridays. We have wet weather gear for Reception children to wear at Forest School and the children have their wellies in school already.



### Library Books

The children will be visiting our school library on **Fridays**. They will choose their own book, which they will bring home the same day. Please return the book by the following Friday and then they will be able to choose a new one to take home.



### Bags and Book Bags

Thank you to everyone who has sent in a spare set of clothes. These can stay in a bag on their pegs until needed or they can be taken home at the end of each day. Spare clothes should include underwear, socks/tights, uniform coloured trousers/shorts, skirt/dress and polo shirt. We also have some spare clothes and underwear at school should it be needed.

Thank you to those who have been bringing book bags each day. It is helpful for your child to have a bag in which they can put their drawings, creations, etc. as well as their library books and reading books. If your child brings a book bag, these are put in the coloured boxes in the morning. Please ensure they are in school each day.

*Handy Tip:* Attach a key ring (**just one please!**) to the handle of the book bag so it can be easily recognised by your child.

## Our Learning

Each day the children have focussed learning for maths, phonics and project work. We will also come together for story time, discussions and music.

In phonics, the children will be developing their listening skills and tuning into sounds. They will also begin to recognise and name letters (graphemes) and hear and say the sounds (phonemes) they make. We will keep you informed about the letters, sounds and words that the children have learnt by uploading this information to Tapestry each week.

In maths, the children will be recognising, naming and ordering numbers to 10, developing their 1 to 1 counting skills and learning to recognise up to 5 objects by sight (subitising). The children will explore using Numicon and other resources to help them develop their number sense.






This half term our big question is 'What Makes Me, Me?'

- Ourselves – establishing routines, how we can show kindness, emotions and feelings, self-portraits, what makes me special? and our senses.
- Our families - naming family members and their relationship to us, talking about our own and other's families and the different types of homes we have.
- Our school - people who work here and how they help us and then learning about our community and the people who help us within it.

Seasonal Projects – Harvest and Autumn.

Learning will be through practical activities, play, discussions, handing artefacts, creating with a variety of media and looking at pictures, videos and books.

For more information about our learning please see our website <https://www.st-williams.norfolk.sch.uk/our-curriculum/our-curriculum/>



## Tapestry

The children's Tapestry accounts are set-up and active. We have added some photos and comments about your child's first day at school. We have also uploaded some photos and information to show you what the children have been doing in school, as well as some individual observations. Thank you to everyone who has added comments to these. Please do upload your own photos, videos and comments to show what your child has learnt to do out of school or special events and occasions that they have been involved with, e.g. riding their bike without stabilizers, going to a club, their birthday, a day at the beach, something they have created, etc.

**Polar Bear Class (left to right):**  
**Teachers:** Miss Jo Smith and Mrs Juliette Stamper.  
Teaching Assistant: Ms Toni Myhill



**Panda Class (left to right):**  
**Teacher:** Mrs Claire Knights.  
Teaching Assistant: Mrs Charlotte Sallis



**SEND Support Teaching Assistant:** Ms Quyen Chung will be working in both Pandas and Polar Bear classes.

